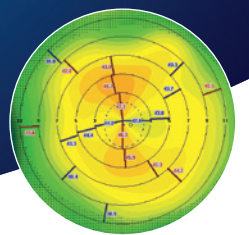



TOMARK

NEW

PRECISE CORNEA
MARKING FOR
PREMIUM TORIC IOLs
FLEXIBLE, PRECISE, EASY



PRECISE CORNEA MARKING FOR PREMIUM TORIC IOLs

Precise conformity between the axis of astigmatism and torus of the IOL determines the refractive result and patient well-being when implanting toric IOLs.

The new cornea marker TOMARK makes it possible to indicate the final torus position on the cornea. The indication is done while patient is sitting upright to prevent faulty markings due to cyclotorsion. The high-precision marking is the basis for best vision prognosis. Even for assistant personnel cornea marking will be simple, fast and reliable with the TOMARK.



FLEXIBLE

The adjustable cornea marker offers variable use, either on the slit lamp or in combination with the hand-held pendulum instrument.



PRECISE

Cornea marking at a reclining patient is subject to be off by up to 11° due to cyclotorsion.¹ TOMARK makes precise marking possible because the patient is sitting upright, which eliminates this source of error.

15° discrepancy of the calculated axis could result in up to 50% loss of the correction of astigmatism.

Direct adjustment of the angle with an accuracy of 5° enables TOMARK to precisely mark the calculated cylinder axis.

EASY


TOMARK will take on enough dye by briefly pressing it onto the ink-pad. In many cases an eye speculum is not necessary which enhances patient comfort.

At the **slit lamp** the cornea marker is simply plugged into the tonometer fixation device and adjusted to the horizontal axis of the tonometer fixation device.

After plugging the cornea marker to the **hand-held pendulum instrument** the horizontal line can be adjusted here as well.

The view through the cornea marker simplifies centering the marking on the cornea. TOMARK will leave a very distinguishable marking after only 5 seconds contact with the cornea.





ADVANTAGES USING THE TONOMETER

Precise Marking

The patient's chin and forehead are securely fixed by the headrest of the slit lamp. This prevents inaccuracy.

Patient-friendly

In most cases the unpleasant use of an eye speculum is not necessary.

Time-saving

The procedure takes only seconds.

ADVANTAGES USING THE PENDULUM INSTRUMENT

Precise Marking

Due to the gravitation of the pendulum the surgeon is able to check the perfect adjustment of the horizontal axis, making the accuracy comparable to the slit lamp.

Flexible Use in the OR

The marking can be done immediately before surgery, during waiting time.

Easy-to-handle and Sturdy

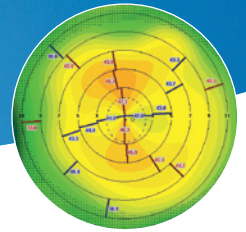
The high-quality instrument is sturdy enough to endure frequent use in the OR.

One-handed Use

The instrument is held in one hand enabling freedom of the other.

Time-saving

The procedure takes only seconds.



G-33777 TOMARK CORNEA MARKER

Adjustable cornea marker for the combination with a slit lamp or with G-33776



G-33776 TOMARK PENDULUM INSTRUMENT

Hand-held pendulum instrument for cornea marker G-33777



TOMARK CAN BE CLEANED, DISINFECTED AND STEAM-STERILISED
WITH THE COMMONLY USED CLEANING AND DISINFECTING AGENTS.

¹ T. Kohnen et al. (2007): "Zyklorotation des Auges bei wellenfront-geführter LASIK mit statischem Iriskennungs-tracker" ("Cyclorotation of the eye during wavefront LASIK with static iris recognition tracker"), Der Ophthalmologe, Volume 104, Nr. 1, Springer Berlin